
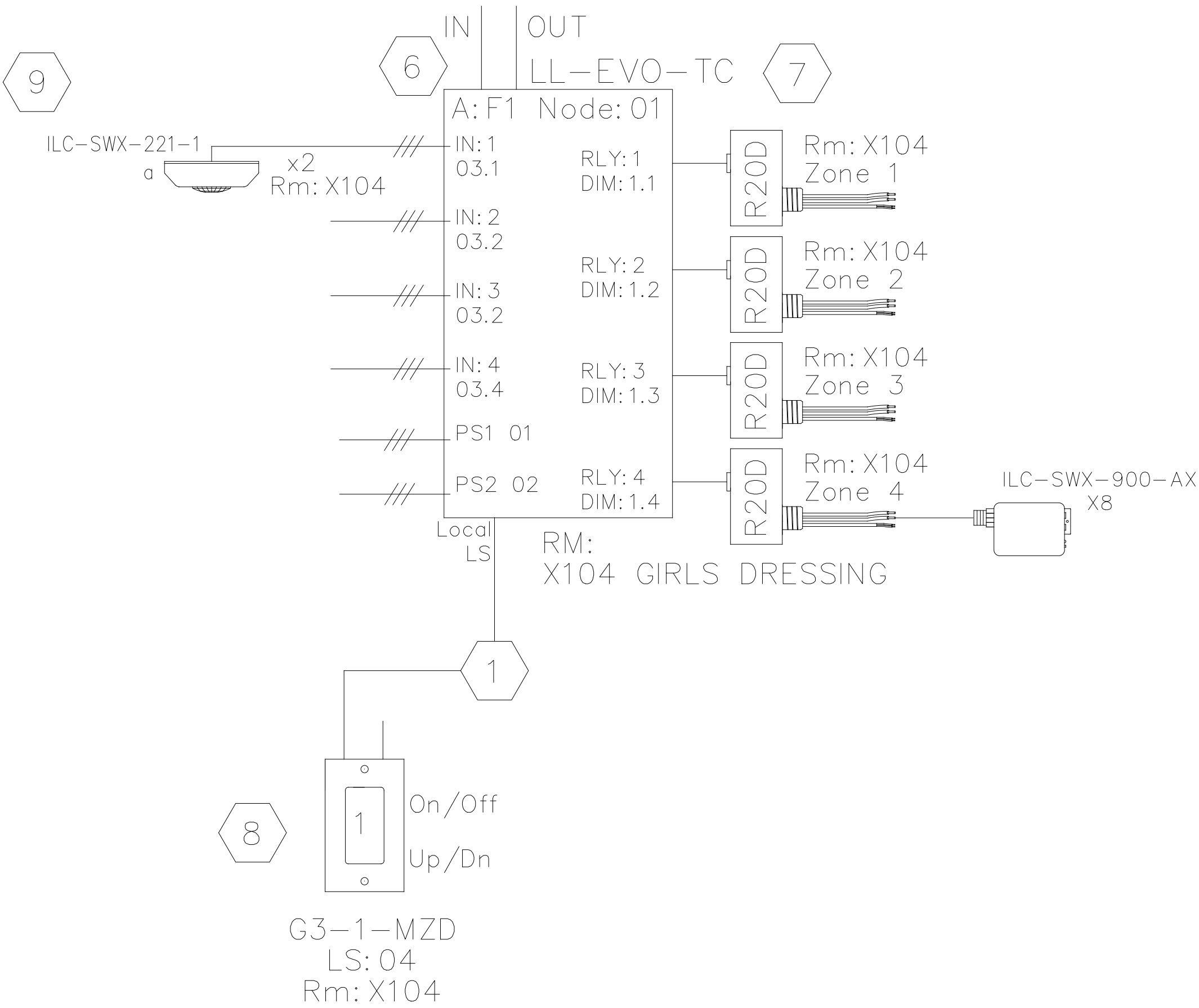
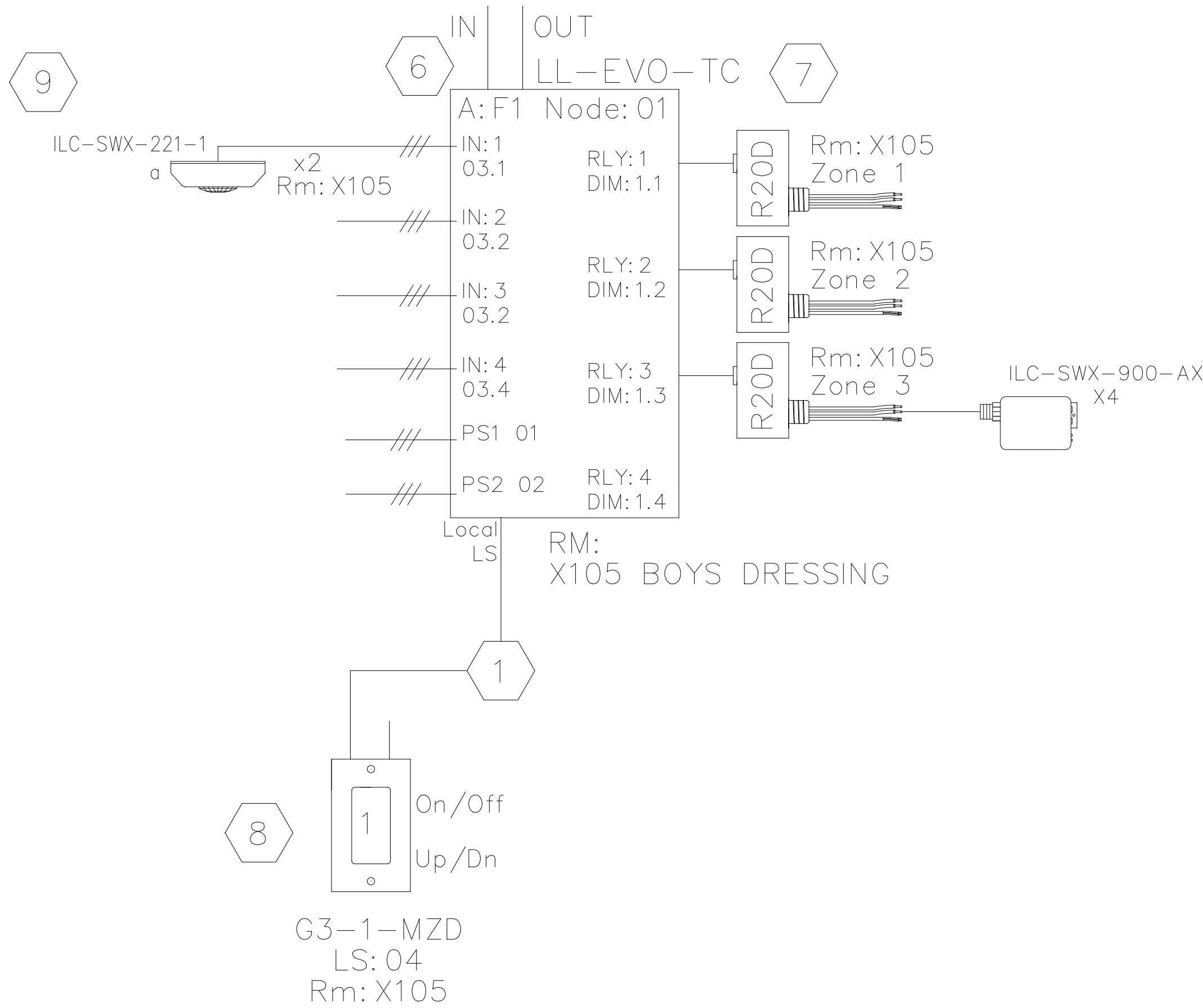
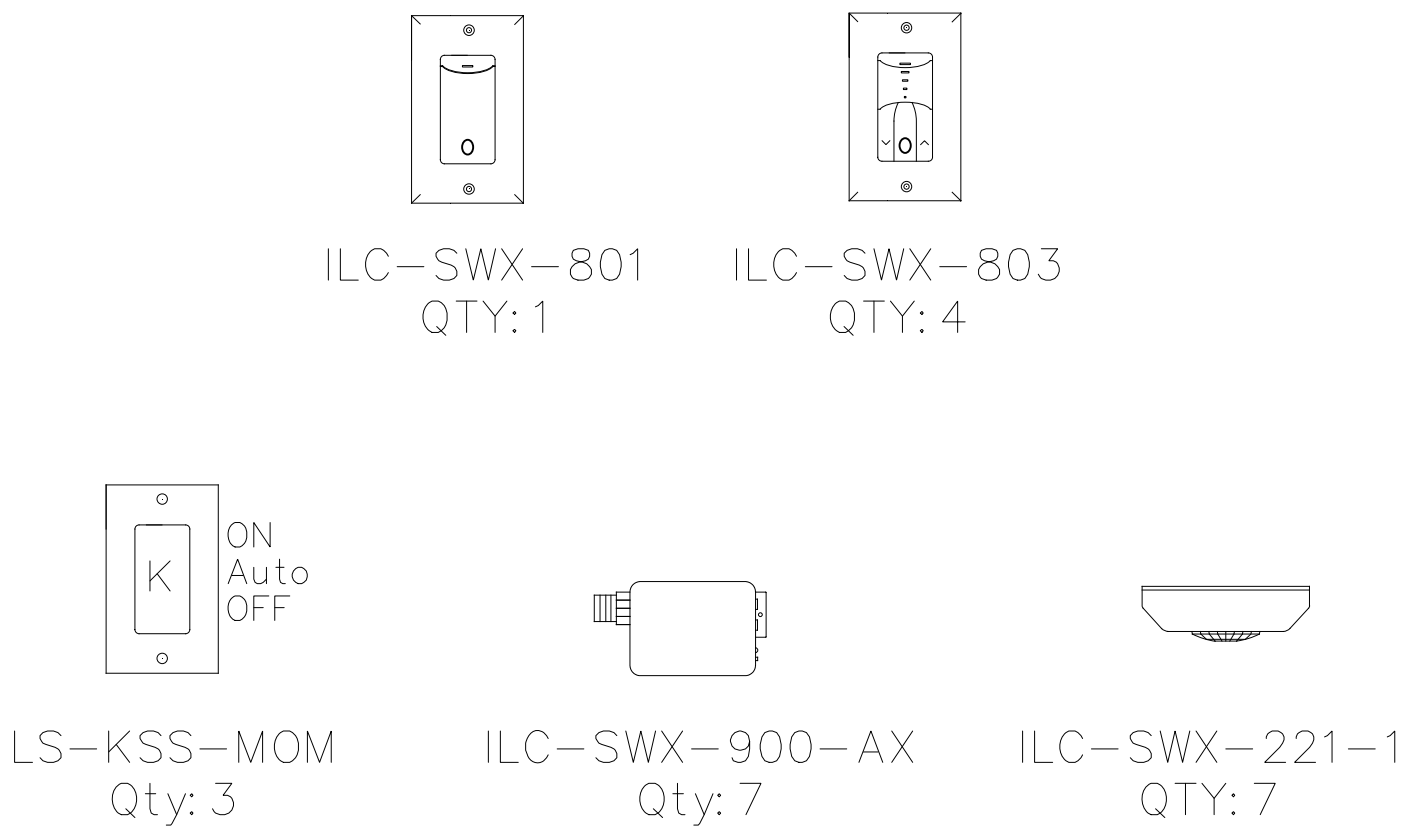


#	REVISIONS	DATE	



STANDALONE DEVICES



GENERAL NOTES

- A. ELECTRICAL CONTRACTOR TO PROVIDE CAT-5 DATA CABLE. SEE CAT-5 REQUIREMENTS SHEET & RJ45 CONNECTOR DETAIL. TEST ALL CABLE LENGTHS AND TERMINATION'S W/CAT-5 TESTER.
- B. ALL LOW VOLTAGE COMMUNICATION CABLE & HARDWIRE LOW VOLTAGE CONTROL WIRING TO BE INSTALLED PER NATIONAL ELECTRICAL CODE FOR CLASS-2 LOW VOLTAGE WIRING.
- C. CLASS-2 LOW VOLTAGE WIRING SHALL NOT BE MIXED WITH OR RUN IN LINE VOLTAGE RACEWAYS. SEPARATE LOW VOLTAGE RUNS FROM LINE VOLTAGE BY A MINIMUM DISTANCE OF 1-FOOT.
- D. CAT-5 DATA CABLE RUNS TO BE INSTALLED IN A DAISY CHAIN FROM ONE PANEL OR DEVICE TO THE NEXT. NO "STAR" OR "T" CONFIGURATIONS ALLOWED WITHOUT POWER SUPPLY REPEATERS.
- E. ALL CLASS-2 & CAT-5 DATA CABLE RUNS TO BE PROVIDED AND INSTALLED WITH THE APPROPRIATE JACKET TYPE OR CONDUIT FOR THE INSTALLATION ENVIRONMENT OR CONDITIONS ON SITE.
- F. EACH LIGHTING RELAY PANEL REQUIRES A DEDICATED 120V. OR 277V. CIRCUIT FOR CONTROL POWER TRANSFORMERS.
- G. ADDITIONAL ILC POWER OR DATA REPEATING DEVICES MAY BE REQUIRED FOR PROPER SYSTEM OPERATION, BASED ON THE ACTUAL NUMBER AND DISTANCE OF LightSync DEVICES TO BE INSTALLED ON CAT-5 DATA LINE. SEE SHEET TB1408 FOR DETAILS. CONTACT ILC TECHNICAL SUPPORT AT 1-800-922-8004 FOR FURTHER ASSISTANCE.
- H. ANY UNDERGROUND DATA CABLE RUNS MUST BE RAN WITH FIBER OPTIC CABLE & RS485 CONVERTERS OR THE WARRANTY WILL VOID.
- I. LightSync DEVICES MAY COME UNIQUELY PRE-ADDRESSED AND ARE LOCATION SPECIFIC. IT'S THE CONTRACTORS RESPONSIBILITY TO PROPERLY PLACE DEVICES.

KEY NOTES

- 1 CAT-5e DATA CABLE, REFER TO SHEETS: PD0011, ID0006, ID0009 & TB1408 FOR INSTALLATION REQUIREMENTS & DETAILS.
- 6 LightLEEDer EVO DISTRIBUTED CONTROL PANEL SELECTABLE LIGHTING APPLICATION (A) FOR 16 PRE-PORGRAMMED APPLICATIONS
- 7 R20D REMOTE RELAY W/0-10VDC DIMING CONTROL CAT-5e CONNECTED FROM EVO, EVO4X/8X CONTROLLER
- 8 LightSync MULTI-ZONE DIMMER STATION, SEE SHEETS: ,IDXXXX IDXXXX PDXXXX, TBXXXX & TBXXXX. PLEASE VERIFY QUANTITY AND LOCATION.
- 9 CEILING MOUNTED MOTION SENSOR PIR/MICROFONIC ILC-SWX-221-1 3#18AWG TO 24VDC POWERED INPUT IN PANEL OR LS0SI/LS0S8I MODULE

DATE:	
SCALE: NONE	
DRAWN BY: AS	